

LDA6 - LIPPED DROP-IN ANCHOR BZP

Description:

This steel drop-in anchor is used in medium duty internal thread and is fit flush to wall. It is ideal for suspension of cable trays.

Material:

Steel C1008 or Mild Steel C1015

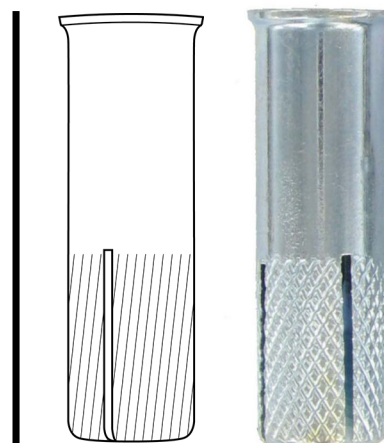
Plating:

Zinc Plate/Yellow Passivate - 3 Microns

Additional Notes:

Substrate Applicable: Concrete-Limited suitability in stone and solid brickwork.

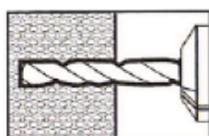
Length (b)



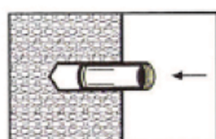
OTHER RELATED IMAGES

Code	Size	Length (b)	Pull Outload		Ultimate Load 30N/mm	
			Tensile (kN)	Shear (kN)	0° Tensile	90°
LDA6	M6	25mm	2.37	2.0	10.00	7.8
LDA8	M8	30mm	3.37	3.2	15.2	13.9
LDA10	M10	40mm	4.87	5.0	18.3	21.0

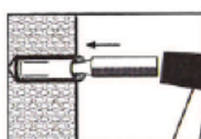
Drill require hole to state minimum embedment depth. Increase depth to suit longer bolts.



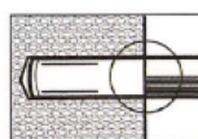
Tap home avoiding damage to threads.



Brush and blow out hole. Insert anchor.



Expand using the setting* and hammer until the shoulder of the tool is flush with the anchor.
*Ensure correct size setting tool is used.



Place fixture and insert bolt (or threaded rod) and tighten bolt. Do not exceed the maximum torque, irrespective of bolt grade. Do not allow thread to bottom in anchor.

