

Specifications

EB - Shield Anchor Eye Bolt - Boxed
 HB - Shield Anchor Hook Bolt - Boxed

SUITABLE FOR:

Concrete, solid brick, hollow blocks, stone etc.

Material Specification

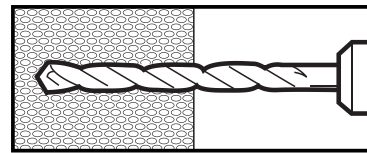
Anchor Material
 Malleable Steel
 Plating
 Zinc Plated & Passivated

Applications

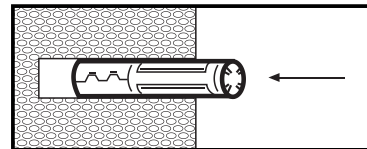
Hooks and eyes to enable suspension of cables, wires, chains and other similar material.

Safe Working Load kN Tested in 200 - 250^o Concr

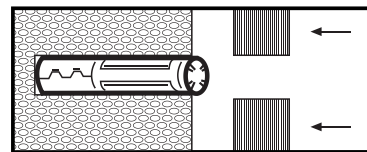
| | PULL OUT LOAD | ULTIMATE LOAD 30N/mm | |
|------|-------------------|-------------------------|-----------------------|
| | SAFE WORKING LOAD | BOLT (kN) | VALUES |
| EB6 | 2.8 | 6mm | 7.9N mm ² |
| HB6 | 2.8 | 6mm | 7.9N mm ² |
| EB8 | 4.9 | 8mm | 12.0N mm ² |
| HB8 | 4.9 | 8mm | 12.0N mm ² |
| EB10 | 7.8 | 10mm | 19.0N mm ² |
| HB10 | 7.8 | 10mm | 19.0N mm ² |
| EB12 | 11.0 | 12mm | 29.0N mm ² |
| HB12 | 11.0 | 12mm | 29.0N mm ² |



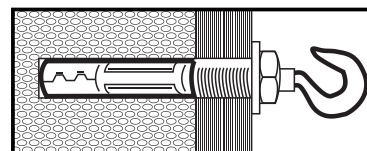
Drill hole to recommended depth.



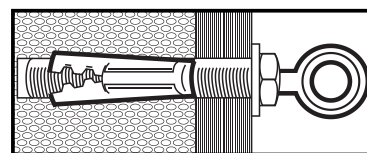
Remove drill debris. Place expander shield in drilled hole.



Move fixture into desired position.



Insert a bolt through fixing hole into shield and tighten until the recommended torque is achieved.



Follow same procedure for eye bolts.

| PRODUCT CODE | BOLT DIA | DRILL DIA (mm) | TORQUE NM | MIN HOLE DEPTH mm |
|--------------|----------|----------------|-----------|-------------------|
| EB6 | 6mm | 12 | 6.5 | 50 |
| EB8 | 8mm | 14 | 15.00 | 55 |
| EB10 | 10mm | 16 | 27.00 | 65 |
| EB12 | 12mm | 22 | 50.00 | 85 |
| HB6 | 6mm | 12 | 6.5 | 50 |
| HB8 | 8mm | 14 | 15.00 | 55 |
| HB10 | 10mm | 16 | 27.00 | 65 |
| HB12 | 12mm | 22 | 50.00 | 85 |