

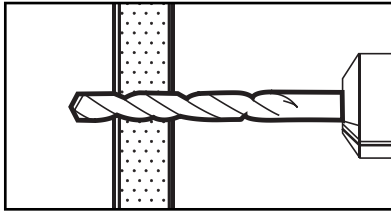
BROLLEY ANCHOR

DELIGO SPECIFICATIONS

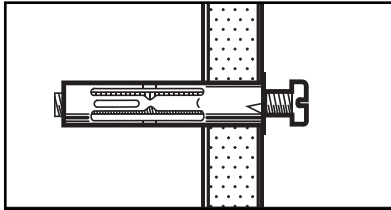
Ultimate Loads in Plasterboard

Product Code	Anchor Dia x Length	Loads
WAM420	M4 dia x 30mm	0.69
WAM432	M4 dia x 32mm	0.82
WAM438	M4 dia x 38mm	0.91
WAM537	M5 dia x 43mm	1.0kN
WAM552	M5 dia x 52mm	0.91
WAM565	M5 dia x 72mm	0.99
WAM637	M6 dia x 43mm	1.0 kN
WAM665	M6 dia x 65mm	1.14

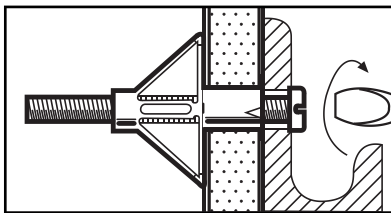
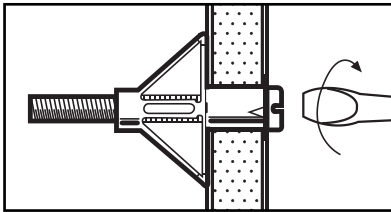
Select anchor in relation to thickness of wall panel to be fixed to and diameter of screw required through object being fixed.



Drill clean hole through wall panel.



Insert anchor and preset using setting tool or postset by tightening the screw through object being fixed.



Specifications

WAM - Metal Hollow Wall Cavity Anchors - Boxed

SUITABLE FOR:

- Gypsum Plasterboard
- Chipboard
- Plywood
- Cladding
- Hollow Brick
- Hollow Body Ceilings

Material Specification

Anchor
Steel
Plating
Zinc Plated

Setting Tools WAMT

- Speed installation
- Cuts out the need to tighten
- Enables shorter screws to be used



PRODUCT	ANCHOR THREAD CODE	DRILL DIA x LENGTH	FIXING DIA (mm)	
WAM420	M4 dia x 30mm	8	0-4	
WAM432	M4 dia x 32mm	8	3-9	
WAM537	M5 dia x 43mm	11	6-13	
WAM552	M5 dia x 52mm	11	3-16	
WAM565	M5 dia x 72mm	11	14-32	
WAM637	M6 dia x 43mm	13	6-13	
	M6 HAM665	M6 dia x 74mm	13	